

Cupid User Manual

(03/2014)

Table of Contents

Support	P.1
Tech. Specs.	P.2
Overview	P.2
Installation	P.2
Folders & Loading	P.2
Presets	P.3
User Interface	P.4
License Agreement	P.9

Support

Thanks for purchasing Sonic Cat Inc. product. If you can't solve your problem with this manual, please don't hesitate to contact us for user support.

- eMail : cat@sonic-cat.com

Must keep your purchasing email. When will be supported, need your order number and product number.

All programming, scripting, samples, images and text Copyright © Sonic Cat Inc. All Rights Reserved.

CUPID

Tech. Specs.

Features :

- Easy to use user interface on one screen without a complex menu diving
- Mapped perfectly looped high resolution 24-bit waves into all chromatic key map
- Can mix with three waveforms level – Saw, Sub oscillator, Noise
- Uniquely designed Sub oscillator wave
- Very wide value and extreme pitch range Modulator
- Switchable two low-pass filters
- Easy to control arpeggiator, unison and effectors

Tech Specs :

- 166 .NKI / 85 .NKM Kontakt instrument presets for Kontakt 5.3+
- 186 samples
- 24 bit / 44.1 kHz .NCW format samples
- About 53 MB installed

System Requirements :

- Kontakt 5.3+ full version required
- Kontakt Player is not compatible

Windows :

- Windows 7 or Windows 8 (latest Service Pack, 32/64 Bit)
- Intel Core Duo or AMD Athlon 64 X2
- 2 GB RAM (4 GB recommended)

Mac :

- Mac OS X 10.7 or 10.8 (latest update)
- Intel Core 2 Duo
- 2 GB RAM (4 GB recommended)

Supported Interfaces :

Stand-alone, VST, Audio Units, AAX Native (Pro Tools 10), RTAS, ASIO, CoreAudio, WASAPI

Overview

Cupid is a sample library for Kontakt of a virtual analog synth. Cupid has easy to use user interface on one screen without a complex menu diving. So you can direct handling and quick sound making.

Basically, Cupid has one oscillator which generate saw wave. In addition, Cupid has sub oscillator (down one octave) and noise generator. This oscillator style will be very familiar because it's like vintage HW analog synths.

For good sound quality, we mapped perfectly looped high resolution 24-bit waves into all chromatic key map. So Cupid plays equal sound quality by each keys all octaves.

Installation

Decompress downloaded .ZIP file at your want directory. Please keep a copy for your original .ZIP file. This library doesn't require any special activation.

Folders & Loading

- Documentation : There are User Manual with EULA PDF files.
- Instruments : There are 166 .NKI & 85 .NKM files. Preset will be loaded when double click .NKI files or drag into Kontakt. Or you can load by click Files button on Main Control Panel of Kontakt.
- Samples : There are 186 .NCW files for .NKI presets.

CUPID Presets

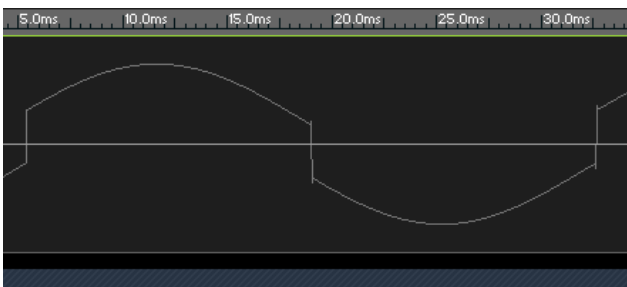
- Default preset : It's not any programmed basic preset. If you want to make your own preset, then you can easy start with this preset.
- Instruments/Arp : There are presets of using arpeggiator.
- Instruments/Mono : There are monophonic presets.
 - Instruments/Poly : There are polyphonic presets.
 - Multis : There are Nkis combination presets. Multi presets have very unique and huge sounds. These will provide musical inspiration, and will help to fill sound for you.
 - Notice : Some presets will be sounded to optimize in specific key range by keyboard tracking.

CUPID User Interface



MIX

MIX is oscillator. Basically, Cupid has one oscillator which generate saw wave. In addition, Cupid has sub oscillator and noise generator. We have made three knobs for mix with each waveform level. Because one knob mix style will be broken octave when level leans to one side.



- Sub Oscillator : It sounds one octave down. Common sub oscillators usually use square wave and sine wave. But square wave is so aggressive and sine wave is so soft. Therefore, we uniquely designed sub oscillator wave. This uniquely curved square wave is sounded powerful when open filter, and sounded soft existent when close filter.

- Noise : It's white noise. It is designed without phase problems when poly mode.

*Tip : You can make powerful bass line with Saw & Sub. And you can make percussive & FX sounds with Noise.

CUPID MODULATOR

It is a general LFO (Low Frequency Oscillator). Cupid's modulator has very wide value and extreme pitch range, also filter has powerful wow effect. For that reason, you can make very tough, aggressive and mad sound.

- Speed : It's modulation's frequency. Adjusts the frequency of this LFO's output signal in Hz (cycles per second). Values range from 0.01 Hz (one cycle in 100 seconds) to around 210 Hz.
- Pitch : Adjust depth of key range's change. It's basically assigned MIDI CC #1. Of course, you can change another MIDI controllers. Because Kontakt features a MIDI Learn function for all sliders and knobs.
- Filter : Adjust depth of cutoff
- Retrigger : If this button is activated, the LFO waveform will be restarted at the same position each time a note is received. If it's inactive, the LFO will run in a "freewheel" fashion, without reacting to notes. When inactive, if you play long notes or run arpeggiator, then you will be experienced continuously changeful sound of filter or pitch.
- Waveforms : Cupid's modulator has four waveforms – Triangle, Reverse-Sawtooth, Square and Random.



FILTER

Cupid has switchable two low-pass filters. One is Acid type and the other is MM type. You can select only one of the two, can't select at once.

- Acid : It is similar sounded like 303 which is very famous vintage bass line synth.
- MM : It is similar sounded like 24db Ladder which is well-known under the name of MINI.



- Cutoff : Adjusts the frequency above which signals will be attenuated.
- Resonance : With a value greater than 0, this control will boost a small frequency range around the cutoff frequency.
- Envelope amount : It can be controlled two directions. Turn in direction of +, it's general filter envelope. Turn in direction of -, it will be reserved in direction. In the middle of knob points, envelope generator don't affect filter.
- Velocity amount : It is working with Envelope amount knob of Filter. If Envelope amount knob is not in the middle of knob points, Velocity amount respond according to external keyboard's and sequencer note's velocity. So it's very effective when playing.
- Keyboard Tracking : When it's minimum value, cutoff is applied equally all octave. The more value, sound is darkened on low octave and is brightened on high octave. It play important roles in high octave solo, various arpeggiator pattern and percussive sound's nuance.

*Notice : Cupid's filter can't self-oscillation when all MIX knobs are minimum value.

CUPID AMP


It has one envelope generator and is linked filter envelope. Also it has two modes. When filter envelope amount is worked, filter's ADSR is working with Amp's ADSR. This is envelope mode. Gate mode is only detected note on/off. At this point, amp envelope is changed like a organ's envelope. So if you only want to work filter envelope without amp envelope's level change, then use gate mode.

- **Attack** : The initial time it will take the envelope to reach its maximum level after it has been triggered.

- **Decay** : The time it will take the envelope to fall from its maximum level to the level set by the Sustain control.

- **Sustain** : After it has completed its attack and decay phases, the envelope will stay at this level as long as the key is being held.

- **Release** : The time it will take the envelope to fall from its sustain level back to zero after the key has been released.



MODE

Mode allows you to apply unison and portamento settings.

- **Poly** : When poly mode, Cupid will be polyphonic synth. So you can chord and long release note play.

- **Mono** : When mono mode, Cupid will be monophonic synth.

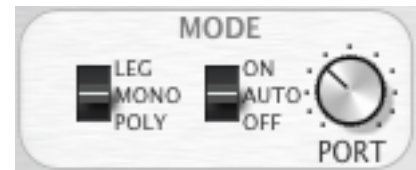
- **Legato** : It's a slightly different monophonic mode. Playing legato when legato mode, dissipated attack of connected notes. That is, transitions from note to note with no intervening silence. It's good for bass line, lead and solo playing.

- **Portamento Off** : Not work portamento.

- **Portamento Auto** : Working portamento when playing legato. But when replaying note after note off, then restart portamento on new note.

- **Portamento On** : Always working portamento.

- **Portamento Knob** : The more value, increase speed of note up and down. If using this well, will be sounded analog synth playing and ribbon controller effect. Furthermore, it helps playing nuance change.



*Tip : Cupid had set 6 poly on poly mode for CPU usage. If your system's CPU is high specification and you want to more poly, then to increase Max Voices on Instrument Header of Kontakt.

CUPID ARPEGGIATOR

- Note Order menu : The behavior of the note order is selected from this menu.
- Steps : Sets the number of steps (2~32) in the rhythmic pattern.
- Rhythm Grid : Sets the rhythmic pattern of the arpeggiated notes. The columns set the velocity of each note. If the column is set to zero, the step will not be played.
- Off mode : Turns the arpeggiator off.
- On mode : Enables the regular arpeggiator mode.
- Hold mode : Will latch all played keys.
- Note : Sets the rate of the arpeggiator in fractions of a beat related to the Master Clock.
- Octave : Sets the octave displacement, i.e. the distribution of the arpeggio pattern in various octaves. The arpeggio pattern cycles from the played octave to the octave set upwards. It can be adjust -3 ~ +3 octaves.



EFFECTOR

- Drive : The more value, it will be sounded powerfully, wildly and thickly.
- Chorus : It will be sounded thickly and wide-panorama effects.
- Reverb : Adding a feeling of spaciousness to the sound.
- Reverb Time : Adjusts the size of the simulated room. This affects the duration of the reverb trail.
- Reverb Tone : This control allows you to adjust the construction material of the simulated room and, consequently, the color of the reverb trail. Low values simulate softer surfaces like wood, while high values simulate the reflection behavior of hard surfaces like concrete.
- Delay : This offers a delay line that can optionally be synced to the tempo and provides an adjustable feedback level, a low-pass filter, and a pan control for ping-pong echo effects.
- Delay Time : The delay time in milliseconds.



*Tip : (In Edit Mode) To synchronize the time to your host or Master Editor tempo, click on the Speed parameter's unit display and choose a note length value from the drop-down list.

- Delay Tone : Attenuates high frequencies in the delayed signal. Turning this control clockwise will increase the damping effect. If you have set a feedback level, the signal will gradually lose more high frequency content with each repetition.

- # CUPID
- Delay Pan : Setting a value higher than 0 creates a panning effect, which alternates echos between the left and the right side of the stereo panorama – this is affectionally called a ping-pong delay. Higher values will result in wider panning; at 100, signals alternate between the far left and far right channel.
 - Delay Feedback : Controls the amount of the output signal that's being fed back into the input of the delay line, thereby creating a series of echos that gradually fade into silence.

SONIC CAT SOFTWARE END-USER LICENSE AGREEMENT**IMPORTANT! READ CAREFULLY :**

This End-User License Agreement ("EULA") is a legal agreement between you (either an individual or a single entity) and Sonic Cat Inc. ("Sonic Cat") for the Sonic Cat software product(s) accompanying this EULA, which include(s) computer software and may include associated media, videos, recordings, printed materials, electronic documentation, service based on Internet ("SOFTWARE"). By installing, copying, or otherwise using the SOFTWARE, you agree to be bound by the terms of this EULA. If you do not agree to the terms of this EULA, do not open, install, copy, or otherwise use the SOFTWARE; you may, however, return it to your place of purchase for a full refund.

All programming, scripting, samples, images and text Copyright © Sonic Cat Inc. All Rights Reserved.

1) LICENSE TO USE SOFTWARE

Sonic Cat grants to you as an individual, a personal, nonexclusive license to use the SOFTWARE and make backup copies of the SOFTWARE (a) for your internal use; (b) for playing, performing and recording your music or sound effects; and (c) for education. You may use this product on up to three (3) separate computers, which computers shall be owned and used by you exclusively. If you are an entity, Sonic Cat grants you the right to designate one individual within your organization to have the sole right to use the SOFTWARE in the manner provided above.

2) ADDITIONAL LICENSE RIGHTS – RE-DISTRIBUTABLE DATA

Additional license rights for certain data that are made by using the SOFTWARE are provided to you. Sonic Cat and any of its suppliers shall be not liable for any problem about re-distributable data, redistribution or any other products. Sonic Cat grants you the right to distribute or sell recordings such as music or sound effects that are made by using the SOFTWARE for value or not.

3) RESERVATION OF RIGHTS AND OWNERSHIP

Sonic Cat reserves all rights not expressly granted to you in this EULA. The SOFTWARE is protected by copyright and other intellectual property laws and treaties. Sonic Cat or its suppliers own the title, copyright, and other intellectual property rights in the SOFTWARE. The SOFTWARE is licensed, not sold.

4) REFUNDS

All sales are final and your purchase is not refundable, so please choose your selection carefully.

5) DESCRIPTION OF OTHER RIGHTS AND LIMITATIONS**5.1) Not For Resale Software**

If the SOFTWARE is labeled "Not For Resale" or "NFR," then you may not resell, or otherwise transfer for value, the SOFTWARE.

5.2) Limitations on Reverse Engineering, Decompilation, and Disassembly

You may not reverse engineer, decompile, or disassemble the SOFTWARE.

5.3) Consent to Use of Data

You agree that Sonic Cat and its affiliates may collect and use technical information gathered as part of the support services related to the SOFTWARE ("SUPPORT") provided to you. Sonic Cat may use this information solely to improve our products or to provide customized services or technologies to you and will not disclose this information in a form that personally identifies you.

5.4) Software Transfer

The SOFTWARE and the license of SOFTWARE cannot be transferred to any other use. Sonic Cat guarantee no SUPPRT for the transferred SOFTWARE or the license of SOFTWARE.

6) TERMINATION

Without prejudice to any other rights, Sonic Cat may terminate this EULA if you fail to comply with the terms and conditions of this EULA. In such event, you must destroy all copies of the all of SOFTWARE and UPDATE.

7) LIMITATION OF LIABILITY

Sonic Cat does not warrant that the SOFTWARE is error-free or will operate without interruption. Sonic Cat and any of its suppliers shall be not liable for any damages that you might incur for any reason whatsoever (including, without limitation, all damages referenced herein and all direct or general damages in contract or anything else).

This EULA shall be governed by the internal laws of Korea, Republic of, without giving effect to principles of conflict of laws. All questions concerning this EULA shall be directed to :

www.sonic-cat.com